

# TRIMLOGIC™

EXTERIOR TRIM 



**Build smarter with TrimLogic**







## Durable & easy to install

TrimLogic Trim eliminates many of the downsides of trims made with wood or other wood composite materials. The main benefit is that it simply won't rot, swell, or warp due to excessive moisture and humidity. This advanced-material trim installs similar to wood, using the same tools. It's flexible, not brittle, and has no grain to split along. Homeowners appreciate the real wood look, low maintenance, and Lifetime Limited Warranty.

### Superior trim material

- Moisture and rot resistant
- Unappetizing to destructive insects
- Lightweight and flexible
- Made with up to 95% recycled material

### Goes where other trims fail

- Ground contact
- Masonry contact
- Roofline/near gutters
- Vegetation contact
- Fewer callbacks

### Easier to work with

- Uses same tools as wood
- Lightweight and flexible: reduces job site breakage
- No special tools needed
- Strong paint adhesion; no primer needed. See painting guidelines for details

# FEATURES AND BENEFITS

## TrimLogic performs where others fail

Trim performance varies widely, especially in moisture-prone areas. TrimLogic absorbs almost no water — in the lab or on the job. So, all the downsides of moisture — rot, mildew, swelling, paint failure, deterioration, cracking — just don't happen with TrimLogic.



Moisture  
resistant



Rot  
resistant



Insect  
resistant




Weather  
resistant



Flexible




Up to 95%  
recycled material



### Where others fail: Rooflines and gutters

Rooflines, especially near drip edges, gutters, and scuppers constantly go through wet and dry cycles. This change wreaks havoc on wood. The smallest ding in paint or an unsealed edge can be an entry point for moisture today and expensive repairs down the road. TrimLogic absorbs practically no moisture, experiencing no moisture-related failures.



### Where others fail: Ground and masonry

When trim contacts masonry and earth, it means contact with moisture. “Dry” concrete contains 4-5% moisture and varies depending on season and weather. Soil where plants grow contains 20-40% moisture. Moisture-sensitive materials such as wood absorb moisture from the masonry or soil itself, leading to deterioration. TrimLogic performance is unaffected by moisture.



## Installation tips

### Tools

- TrimLogic products can be cut and drilled using the same tools used on lumber.
- Fine-toothed, carbide-finished trim blades designed to cut wood work well. Avoid using metal cutting blades.
- Rough edges from cutting may be caused by excessive friction, poor board support, or worn or improper tooling.



### Fasteners

- For best results, use fasteners designed for wood trim and wood siding.
- Stainless or galvanized fasteners match the TrimLogic longevity.
- Standard nail guns work well with TrimLogic products.
- Read and follow all instructions provided in our install guidelines before beginning your TrimLogic installation.



### Storage

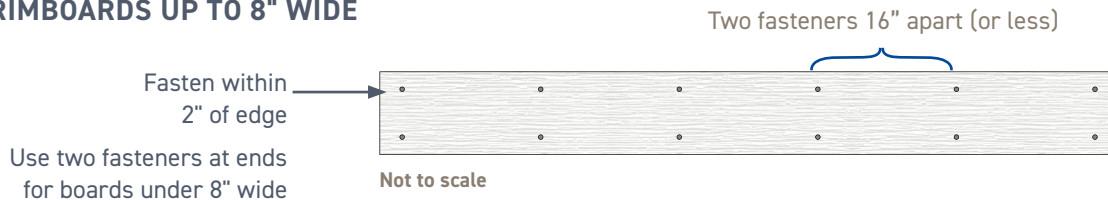
- TrimLogic material is more flexible than wood; store on even surface.
- Units of TrimLogic products are shipped from the manufacturer in a protective covering. Ideally, leave this covering on until ready for installation. If it is removed, use only white, porous covering to protect from the sun and elements.
- Do not store in direct sunlight or extreme heat prior to installation.



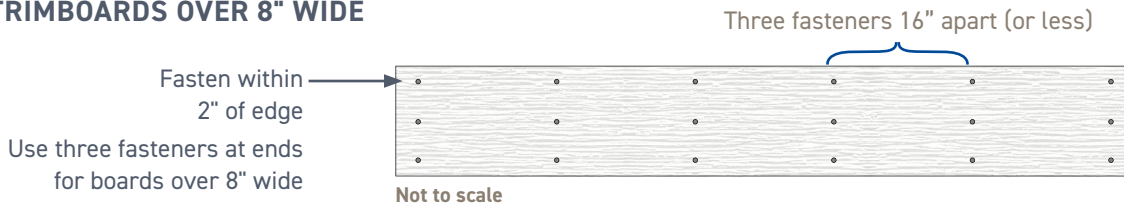
## Fastener placement

- Use two fasteners per every framing member for trimboard applications. Trimboards 12" or wider will require additional fasteners, not to exceed 8" on the width of the trim from each other. See illustration below.
- TrimLogic is a three-sided board installed with the emboss facing out.
- Fasteners must be installed within 2" of the end of each board. See illustration below.
- There must be two fasteners on each side of a board joint (scarf, miter, etc.).
- All fasteners must hit a solid framing member.
- TrimLogic products should be fastened into a flat, solid substrate. Fastening trim into hollow or uneven areas must be avoided.

### TRIMBOARDS UP TO 8" WIDE



### TRIMBOARDS OVER 8" WIDE

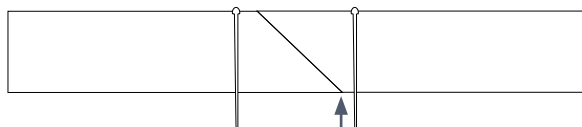


## Gluing

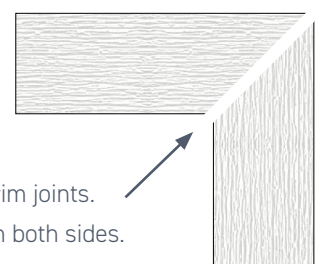
- For best results, glue all trim-to-trim joints with AZEK Cellular PVC Cement to prevent joint separation.
- The glue joint should be fastened on each side of the joint to allow adequate bonding time.
- For a secure bond, surfaces must be joined with a compression fit. AZEK glue is not a gap filler.
- For long runs, always use a scarf joint with two fasteners on each side.
- To bond TrimLogic to other substrates, various adhesives may be used. Consult adhesive manufacturer to determine suitability.

Use AZEK Cellular PVC Cement, available in easy-to-use squeeze bottles. For longer runs of TrimLogic, use scarf joints with adhesive and fasteners on both sides.

### Scarf joint



### Miter joint



Apply glue to all trim-to-trim joints.  
Fasten within 2" of joint on both sides.



## General painting guidelines

Moisture cycling is the main reason for paint failure on wood. Because TrimLogic absorbs almost no moisture, its paint lasts longer than on wood trim. TrimLogic Trim must be painted.

- Only use 100% water-based acrylic paint approved for exterior application.
- TrimLogic does not need priming or special prep.
- Wipe with a dry cloth prior to painting to ensure surface is clean.
- Must paint within 180 days of installation.

### Local paint options: Only choose colors with LRV greater than 55

Select any exterior-approved, water-based, 100% acrylic paint with a Light Reflective Value (LRV) greater than 55. Keep in mind that these are generally lighter colors.

### Special order paint option

If your desired color has LRV less than 55, specialty paint types made with solar-reflective pigments are available by special order. Through this process, certified paint store locations formulate the desired color with solar reflective pigments, improving reflective properties and ultimately limiting heat absorbed by TrimLogic board. This prevents excessive heat absorption, making it acceptable for use on TrimLogic. These paints typically ship in 2–4 weeks.

To learn more about this option, reach out to your local TrimLogic rep or contact customer service at 888-219-8746.



**WARNING**

**WARNING: DO NOT ADJUST OR CUSTOMIZE COLORS AT LOCAL PAINT STORES!**

Production of custom color formulations at local paint stores, home centers, and big box stores are not controlled. Formulation variability can affect the Light Reflective Value (LRV) of the paint, leading to higher heat absorption that can cause excess movement and damage to TrimLogic.



COMPLETE  
TRIMLOGIC  
INSTALL GUIDE





# Sustainability through recycling

TrimLogic Trim is made with up to 95% recycled material. It is one of many products in The AZEK portfolio that significantly uses waste and scrap to make new building materials. Every TrimLogic board that goes up on a home equals less scrap going into landfills or oceans. It's another way that shows TrimLogic is a beautiful piece of trim.

## AZEK Conserves

**2.1B+ LBS**

of waste and scrap diverted  
from landfills and oceans since 2019

**3M+ TREES**

saved since 2001 by homeowners choosing  
popular AZEK products over wood

**~97% OF WATER**

used in manufacturing is recycled with our  
closed-loop filtration system


**~99% OF SCRAP**

generated by internal operations  
is reused



## Recycling

Made in the USA, TrimLogic is crafted from multiple streams of scrap PVC and up to 95% recycled material that delivers excellent performance and appearance.



## Processing

With proprietary equipment, processes, and the best people, reprocessed PVC becomes a new, sustainable product with TrimLogic.



# The logical material choice

TrimLogic Trim is made with PVC, which doesn't deteriorate with moisture like wood does. It also has no organic material to attract insects and pests. Dimensions are uniform, with no knots or cupping like wood. Lightweight and flexible, there's no excessive breakage at the jobsite. Better builds deserve a trim that performs better, handles better, and is better for the environment. Build smarter with TrimLogic.

TRIMBOARD .675" THICKNESS		
Nominal	Actual	Product #
4/4 x 2 x 16'	.675" x 1 1/2" x 16'	AF10002192TL
4/4 x 3 x 16'	.675" x 2 1/2" x 16'	AF10003192TL
4/4 x 4 x 16'	.675" x 3 1/2" x 16'	AF10004192TL
4/4 x 6 x 16'	.675" x 5 1/2" x 16'	AF10006192TL
4/4 x 8 x 16'	.675" x 7 1/4" x 16'	AF10008192TL
4/4 x 10 x 16'	.675" x 9 1/4" x 16'	AF10010192TL
4/4 x 12 x 16'	.675" x 11 1/4" x 16'	AF10012192TL

AZEK CELLULAR PVC CEMENT		
Squeeze Bottle	4 Oz.	AADB004OZ
Squeeze Bottle	8 Oz.	AADB008OZ
Container	4 Oz.	AAD004OZ
Container	8 Oz.	AAD008OZ

Container with Applicator also available in 16 oz: AAD016OZ, 32 oz: AAD032OZ, 128 oz: AAD128OZ, and 640 oz: AAD640OZ.

TRIMBOARD 1" THICKNESS		
Nominal	Actual	Product #
5/4 x 4 x 16'	1" x 3 1/2" x 16'	AF12504192TL
5/4 x 6 x 16'	1" x 5 1/2" x 16'	AF12506192TL
5/4 x 8 x 16'	1" x 7 1/4" x 16'	AF12508192TL
5/4 x 10 x 16'	1" x 9 1/4" x 16'	AF12510192TL
5/4 x 12 x 16'	1" x 11 1/4" x 16'	AF12512192TL

TrimLogic is a three-sided board installed with the emboss facing out. Woodgrain texture complements any architectural style.

